

M12 4-pin Connector Distribution Boxes



PT Series CATALOG

For your safety, read and follow the considerations written in the instruction manual, other manuals and Autonics website.

The specifications, dimensions, etc. are subject to change without notice for product improvement. Some models may be discontinued without notice.

Features

- Easy check operation by operation indicator (red/green)
- Single power operates several sensors
- Convenient wiring and power line
- IP67 protection structure with water-proof cover (IP52 protection structure with protection cover)
- Supports 1-signal, 2-signal (DC 4-wire)

Ordering Information

This is only for reference, the actual product does not support all combinations. For selecting the specified model, follow the Autonics website.

PT ① - ② ③

① No. of port

4: 4
6: 6
8: 8

② Output type

2D: DC 2-wire (1 signal)
3D: DC 3-wire (1 signal)

③ Input logic

No mark: None
N: NPN
P: PNP

Product Components

- Product
- Instruction manual
- Nameplate sticker × 1
- Bolt × 4
- Nut × 4

Specifications

Model	PT4-2D	PT4-3D□	PT6-2D	PT6-3D□	PT8-2D	PT8-3D□
No. of port	4	4	6	6	8	8
Output type ⁰¹⁾	2-wire (1 signal)	3-wire (1 signal)	2-wire (1 signal)	3-wire (1 signal)	2-wire (1 signal)	3-wire (1 signal)
Output logic ⁰¹⁾	-	NPN/PNP model	-	NPN/PNP model	-	NPN/PNP model
Material	Case: PC, general cable (gray): PVC					
Approval	CE EAC					
Unit weight (packaged) ⁰²⁾	≈ 660 g (≈ 700 g)		≈ 680 g (≈ 720 g)		≈ 780 g (≈ 820 g)	

01) Connect the sensor to the proper output type and logic.

02) It is based on 5 m cable.

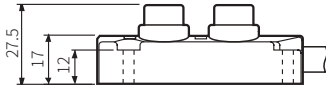
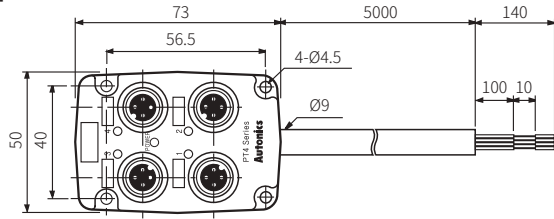
Power supply	12-24 VDC≒
Using power supply	10-30 VDC≒
Rated current	2 A (per signal), 4 A (per port), 10 A (body)
Leakage current	≤ 0.5 mA
Connection life cycle	≥ 200 operations
Insulation resistance	≥ 50 MΩ (500 VDC≒ megger)
Dielectric strength	1500 VAC~ 50/60 Hz for 1 minute
Vibration	1.0 mm amplitude at frequency of 10 to 55Hz (for 1 min) in each X, Y, Z direction for 2 hours
Shock	500 m/s ² (≈ 50 G) X, Y, Z in each X, Y, Z direction for 3 times
Indicator	Power indicator: green / operation indicator: red
Cable specification	Ø9, 8-wire (conductor cross section: 0.3 mm ² , insulator diameter: Ø 1.67)
Ambient temperature	-25 to 75 °C, storage: -30 to 80 °C (a non freezing or condensation environment)
Ambient humidity	35 to 95 %RH, storage: 35 to 95 %RH (a non freezing or condensation environment)
Protection structure ⁰¹⁾	<ul style="list-style-type: none"> • With connector / waterproof cover: IP67 (IEC standard) • With protection cover: IP52 (IEC standard)

01) This is not applicable when connectors and protection/waterproof covers are not mounted.

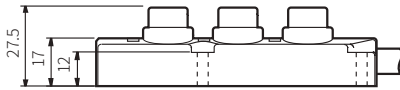
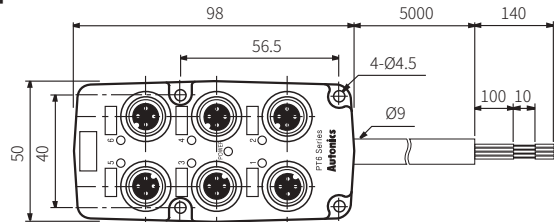
Dimensions

• Unit: mm, For the detailed drawings, follow the Autonics website.

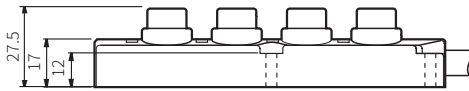
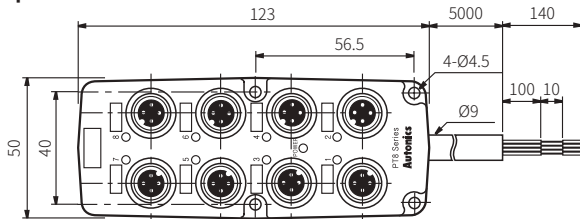
4-port



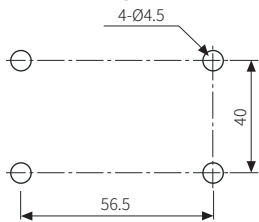
6-port



8-port



Mounting hole



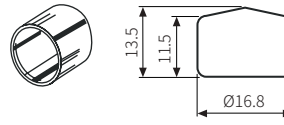
Sold Separately

• Protection Cover (CAP-PT)

• Waterproof cover (P96-M12-1)

Sold Separately: Protection Cover (CAP-PT)

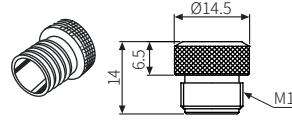
• Unit: mm, For the detailed drawings, follow the Autonics website.



- This protection cover is used for protecting connection holes from dust or particle, etc. Please push it into hole.
- If using protection covers, protection structure of the sensor distribution box is IP52.

Sold Separately: Waterproof Cover (P96-M12-1)

• Unit: mm, For the detailed drawings, follow the Autonics website.



- This waterproof cover is used for protecting unused connection hole from water or oil, etc. Please tighten it when applying to the ports.
- If using waterproof covers, protection structure of the sensor distribution box is IP67.